

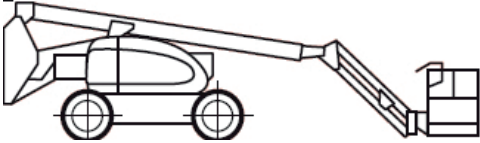
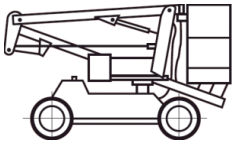

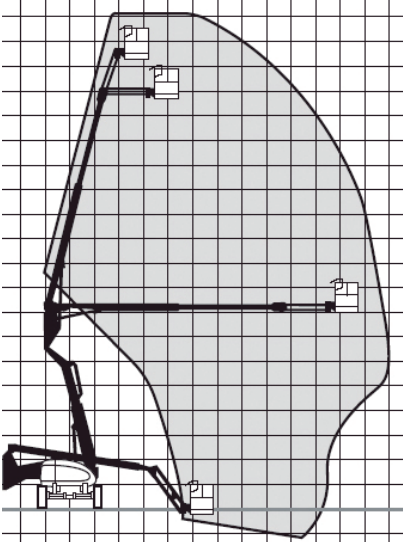
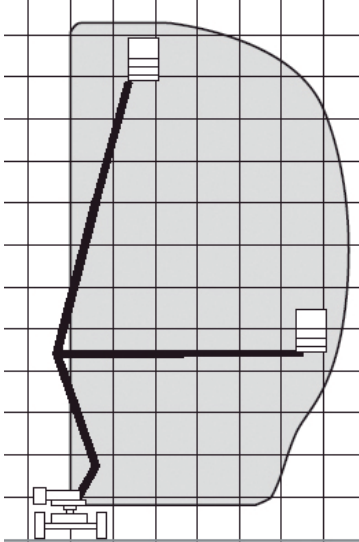
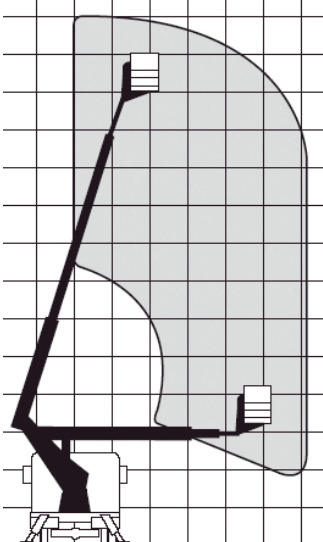
Safety rules for using personnel lifting platforms.

Workplace health and safety.

Below are the **MANDATORY RULES** for work using personnel lifting platforms performed by IFEMA MADRID employees or any companies and/or persons authorised to do so by IFEMA MADRID.

DESCRIPTION OF EQUIPMENT

Included is self-propelled work equipment featuring an articulated arm or telescopic boom that, within a restricted area of action, positions a work basket from which tasks can be performed.

Telescopic Platform	Articulated Platform	Truck-mounted platform
		
Work Areas		
		

**24 hour emergency
Telephone line:
(+34) 91 722 54 00**

SAFETY HAZARDS

Running over individuals
Blows from mobile objects
Entrapment by or between objects
Entrapment under overturned vehicles
Falls from height
Risk of electric shock due to contact with overhead lines
Injury caused by falling objects
Thermal discomfort due to cold or heat

HEALTH AND SAFETY RULES:

- Prior to using platforms, the personnel designated to perform the work must have undergone the proper training in use of the equipment and understand all inherent safety hazards.
- Equipment will be used in accordance with the manufacturer's instructions. As well as these rules, all users must have read and understand the instruction manual provided by the manufacturer for each type of equipment.
- **WHEN PERSONNEL CARRY OUT ANY WORK FROM PLATFORMS THEY SHALL KEEP BOTH FEET PERMANENTLY ON THE PLATFORM FLOOR.**

REQUIREMENTS PRIOR TO STARTING THE EQUIPMENT:

- Perform a visual inspection to detect any potential anomalies (structural defects, liquid leaks, the state of wiring, tyres, battery, brakes, etc.).
- Check that all lift controls are working properly.
- Should any anomalies be detected, and if these might jeopardise safety in any way, the equipment shall be duly marked as out of service, with maintenance personnel being notified immediately.

REQUIREMENTS PRIOR TO LIFTING THE PLATFORM:

- Check whether there are any high voltage power lines above the equipment. If so, maintain a minimum

safety distance, isolate them or cut the electrical current while work is being carried out close to these lines.

- Check the state and gradient of the surface that is supporting the equipment.
- Check that the total weight of the platform does not exceed the maximum permitted load.
- If work is performed in an area of pedestrian or vehicle transit, mark off the work area with vertical signage.
- For indoor work, anticipate the possibility of gases being concentrated at the top of the space, as well as temperature differences against ground level.

REQUIREMENTS FOR MOVING VEHICLES:

- Adhere to Internal Vehicle Use Regulations, particularly with regard to signalling using lights and noise.
- Do not transport more people than the limit established by the manufacturer for each type of equipment.

REQUIREMENTS FOR PERFORMING WORK WITH THE EQUIPMENT:

- Check that there are no obstacles within the platform's reach.
- Do not use the equipment in winds stronger than those stipulated by the manufacturer. When lifting or transporting bulky objects (posters, boards, etc.), remember that these will increase the load supported by the equipment due to their wind resistance.
- Do not overload the platform.
- Do not use the platform or the boom as a crane.
- Do not secure the equipment to fixed structures.
- Do not get on or get off the platform to or from other lifting elements.



Your own safety and that of everyone working at the Exhibition Centre depends on your proper behaviour.

"Help us prevent accidents"
Health and Safety
Committee IFEMA MADRID